



PETONEER

[www.petoneer.com](http://www.petoneer.com)

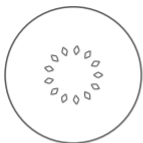
# Smart Play Ball

## User Manual

Model: PBL010

Please read this manual carefully before using.  
Keep the manual in a safe place for future reference.

## Inside the box

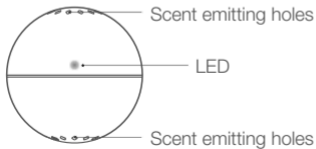


Play Ball



Micro USB Cable

## Meet your play ball



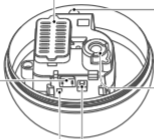
Scent chamber

A small amount of catnip can be added.

Micro USB Port

Charging Status LED

Charging completed: red light is slightly bright.



LED

LED flashes in red indicating battery is low.

Lithium Battery

Power Switch

Push to turn on or off.  
LED flashes once indicating it is on.  
LED flashes for triple times indicating it is off.

## How it works:

1. Random rolling: automatic steering when encountering obstacles.
2. Smart working mode: After waking up by shaking, work for 5 minutes (rolling for 30 seconds, stopping for 6 seconds), automatically sleeping after 5 minutes.

# Operations:

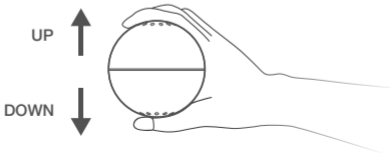
## 1. Power on the ball

Unscrew the ball cover counterclockwise and click on the main power button.



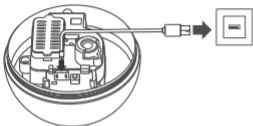
## 2. Wake up or turn off the ball

After closing the ball cover, wake up or turn off by shaking.  
(Shake in the up and down direction when waking up, please swing up and down in the direction of the scent emitting holes)



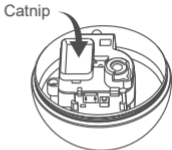
### 3.Charging

Unscrew the ball cover and connect the Micro USB cable to the charging port.



### 4.Add catnip

Open the top of the scent chamber and add the appropriate amount of catnip.



## Specification

**Model:** PBL010

**Diameter:** 2.8 inches (71 mm)

**Battery:** Lithium 320 mAh

**Battery Life:** 5 hours (continuous work, no stop)

**Weight:** 3.32 oz (94 g)

**Charging port:** Micro USB

**Warranty:** 1 Year

\* All Pictures shown in the manual are for illustration purpose only.  
Actual product may vary due to product enhancement.

## Precautions

1. Please use it on the ground. Do not throw at high altitude or soak into the water;
2. DO NOT replace the battery or modify the device;
3. Applicable pets: cats;
4. When turning on or off by shaking, the sensitivity of the ball is affected by strength;
5. In the standby state, if the pets shake the ball to a higher intensity, it is normal to wake up the ball into motion.

## Warranty Terms

Within the period of warranty, if the product fails with no fault of user operations, it will be repaired at Petoneer's expense. Product failure in examples below will not be covered by the warranty:

1. Intentional damage to the product by the user or third party
2. Failure to operate or maintain the product in accordance with the Quick Installation Guide (QIG) instructions.
3. Failure by natural wear and tear including but not limited to scratching, corrosion, oxidation and rusting.
4. Failure by non-authorized repair of the product including but not limited to user's own or third-party repairing attempts or modifications.